

Vaccine Verifier Employee FAQs

What is the Unum Vaccine Verifier?

The Unum Vaccine Verifier is a simple online tool designed to help you easily and securely share your vaccination status with us, request an exemption (medical or religious), and/or submit testing results regularly via automated reminders to take action (if testing is a requirement).

When will this solution be available to me?

This solution will be available to all RT employees on and after December 1, 2021.

When do I need to complete the proof of vaccination status?

For Health Plan incentives: by December 31, 2021.

For RT Large Events: by the event day.

How do I get started?

You will receive a registration email on December 6th with a link to create your account. The link to use to create your account and get started (as well as the ongoing link) is <http://vaccineverifier.unum.com/>. You do not need to wait for the December 6th email to get started.

What will I be asked to provide?

Once you've created your account, you will be asked to fill out a questionnaire asking you to provide details of your vaccination, including uploading an image of your vaccination card. If you are fully vaccinated, that's all you'll need to do. If you are not yet fully vaccinated, you'll be asked additional questions and may be required to submit documentation for any exemption requests or upload weekly Covid-19 testing results (if testing is required).

What will be done with my medical information? Is my information secure?

Unum is an industry leader in managing compliance, ADA, and sensitive medical records. The Vaccine Verifier complies with all applicable confidentiality laws and obligations, as well as data security responsibilities. Your information will only be viewed by HR and Benefit Teams for the purpose of ensuring compliance and following up with employees as needed.

Signing in requires me to provide my Employee ID – where can I find that number?

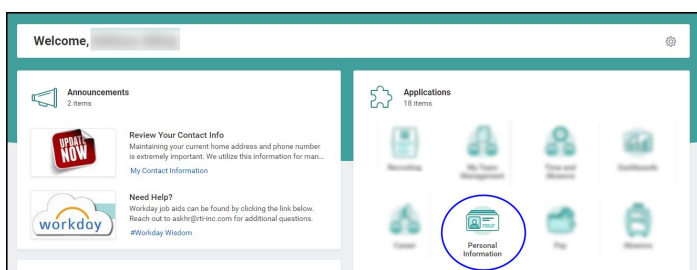
Click on "Create an Account"

Enter your First Name, Last Name, Work Email, Employee ID (exactly from your Workday profile!)

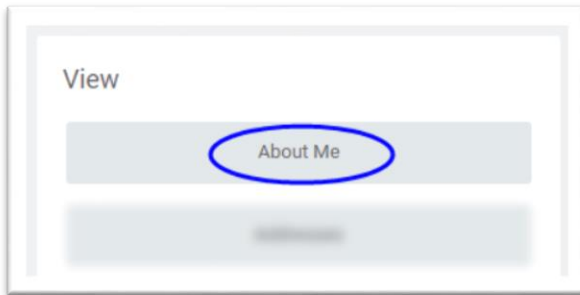
You will receive a One Time Passcode to create your account

Each time you login, you will also need to receive a One Time Passcode to login.

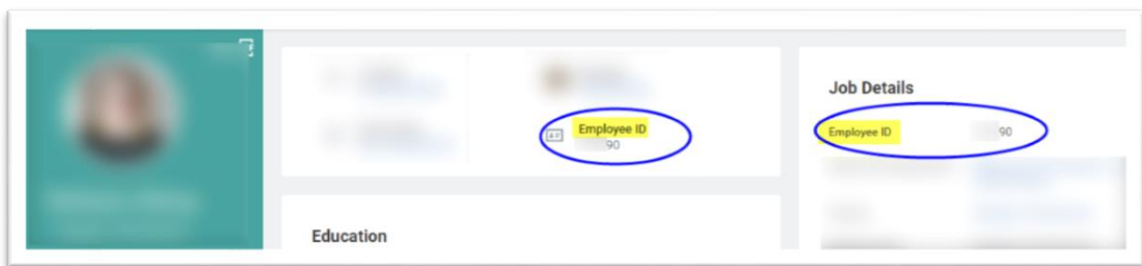
You can locate your Employee ID in Workday. From the home screen, choose the icon for "Personal Information".



Under “View” choose “About Me”.



Your Employee ID is listed at the top of the “Job Details” panel and in the center of the screen.



I’m enrolled in the BCBS HDHP Medical Plan or BCBS PPO Medical Plan effective January 1, 2022. Am I required to provide vaccination status?

You will be required to verify your vaccination status **by December 31, 2021**. Please follow the steps to enroll and provide details of your vaccination status that are outlined in the registration email sent December 6, 2021. If you are fully vaccinated, you are eligible to receive a \$75/month discount off of your monthly medical premiums.

I’m not enrolled in a RT Medical Plan at this time, am I required to provide vaccination status?

At this time, your participation in verifying your vaccination status is optional (unless you are attending a large RT event like the RT Leadership meeting)

As federal guidelines become clearer or more specific, you may be required to comply. If you would prefer to go through the process now versus waiting for more information, you may certainly do so, but it is not a requirement at this time.

I have my spouse or domestic partner listed as a dependent on my medical plan, am I required to provide proof of their vaccination status?

No, not at this time. The Unum Vaccine Verifier is only for RT employee information. Your spouse’s vaccination status is on your honor at this time.

Who do I contact if I am having trouble creating an account or using the solution?

If you are experiencing issues creating your account or need assistance using the Vaccine Verifier, please reach out to askHR@rti-inc.com.

Where can I learn more?

Learn more by reviewing the [Vaccine Verifier Employee Demo](#) and reading through these FAQs.